

What is a Competition Image

By Vinnie Kempf

What is a Competition Image

- Now for the “gem of wisdom”

What is a Competition Image

- One that receives a high score!

What is a Competition Image

- Thank you very much for your attention
- I hope you enjoyed the presentation and have had a valuable learning experience

What is a Competition Image

- Think about why you reacted to my absurdity
- It was probably due to:
 - You were expecting one thing
 - And I did something different and unusual

How does a judge react

- A judge reacts that same way
- They see so many images that they are looking for something that makes them sit up and take special notice, something out of the ordinary and unique
- You need to make them react to the visual and emotional strength of your image

What is a Competition Image

- Let's make this very interactive. Ask any question that will help you understand. No question is foolish and I am interruptible.
 - I am here to make you think and react not just absorb

What is a Competition Image

- I will not detail the following rules. You can easily get them by listening to the judges
 - The Rule of Thirds
 - Images are always read left to right and animals should face left
 - You should have someone in a red jacket in the image
 - Etc.
 - These are not “rules”, they are more like prejudices, and may or may not apply

Competition is not the end-all

- Before I go further there is more to photography than competition
- Do not surrender and photograph only for competition
- Enjoy yourself and have fun
- Make images that you like but may not be for competition


How do you get to the judge

- Visually


- Lighting, lighting, lighting
- Unusual view or perspective
- Different abstract
- Novel subject
- Unusual or eye-catching but not garish colors
- High quality manipulation
- Action
- Emotionally
- Presentation

Lighting

The background is a solid blue color with a subtle gradient. A thin, light blue curved line starts from the top left and arcs across the upper portion of the frame. On the right side, there is a light blue, semi-transparent shape that resembles a stylized light beam or a decorative element, extending from the top right towards the bottom right.



© Tibor Vari



© Tibor Vari









Unusual View/Perspective


The background is a solid blue color. A thin, light blue curved line starts from the top left and arcs across the top of the slide. On the right side, there is a light blue, semi-transparent shape that looks like a curved wedge or a slice of a circle, extending from the top right towards the bottom right.





Different Abstract

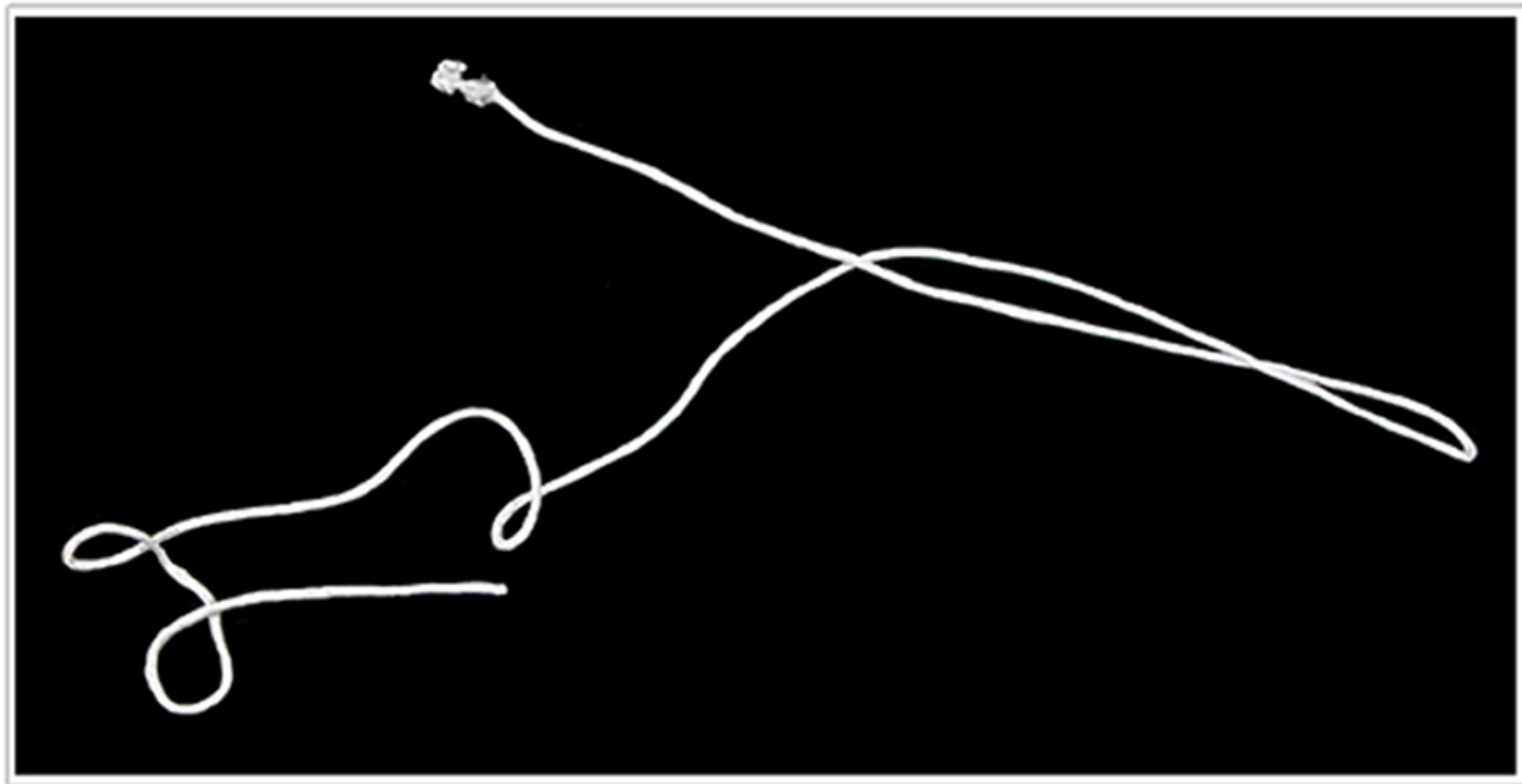




Novel Subject

Novel Subject

- I'm afraid most of us have a “follow the herd” mentality
 - I looked at all my competition level images and all images entered in Ridgewood Camera Club competitions last year and found only one image that I would consider a novel subject, an America's Cup Skipper, and that did not score well.
 - One of my friends saved me with two novel subjects
 - You have a wide open field if you are adventurous and like to take risks



© Rick Perkowski

Cincture (or Girdle)
A series of moldings around the base or top of a column shaft that separates the shaft from the capital or base.

Apophyge
A concave sweep at the top and bottom of the column or pedestal shaft that connects it to their fillet.

Cimbia
A band or fillet area of a column shaft.

Entasis
The taper distributed column.

Fluted
A series of ribs around the column shaft. There are various arrangements of columns have two, each flute meets a other orders, such as Corinthian usually with complex curves.

The Column

From the earliest of times, columns were reduced in diameter from their base to the capital. This has been known as entasis, or tapering, which is due to the natural reduction in diameter of tree trunks first used for columns.

Apophyge
A concave sweep at the top and bottom of the column or pedestal shaft that connects it to their fillet.

Fillet
A narrow flat band, often square in section, used to separate other moldings.

Column Base

In classical architecture a column base column that rests on grade or a pedestal, numerous styles for each of the classical orders.

Scotia
A deep concave molding, usually found on the base of a column base in classical architecture.


Fillet
A narrow flat band, often square in section, used to separate other moldings.

Torus
A decorative convex shaped molding that forms the lowest section of the base, but located above the plinth.

Cornice
A decorative moulded course which crowns a pedestal, entablature, wall, or opening. Commonly used to give emphasis.

Dado (or Die)
Is the main body of a pedestal between the plinth and the cornice. Dado can be either plain or with a rounded/ proud detail.

Torus
A decorative convex shaped molding that forms the lowest section of the base, but located above the plinth.



Eye-catching Colors


The background is a dark blue gradient. A thin, light blue curved line starts from the top left and arcs across the top. A larger, light blue wedge-shaped area is positioned on the right side, pointing towards the center.





High Quality Manipulation

The background is a solid blue color. A thin, light blue curved line starts from the top left and arcs across the top of the page. On the right side, there is a large, light blue wedge-shaped area that tapers towards the top right corner.



© George Garbeck



Action

© Sonya Szostak





Emotionally

- Anything that makes him react and feel
- Something that reaches his psyche







Presentation

- Remove the effects of sensor dust
- If the image has dark colors at the frame edges include a small, 1 pixel, frame around the image
- No excess saturation of the image unless for creative effect
- Avoid over sharpening, sharpen after final sizing and view at 100% magnification

The End

The background is a solid blue color with a subtle gradient. A thin, light blue curved line starts from the left edge and curves downwards towards the bottom center. A dark blue, triangular shape is positioned in the lower right quadrant, pointing towards the center of the page.